

DRAGON SEAL → LOCKING PROCEDURE

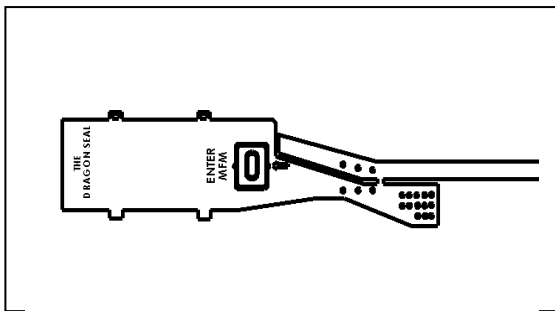


Diagram A

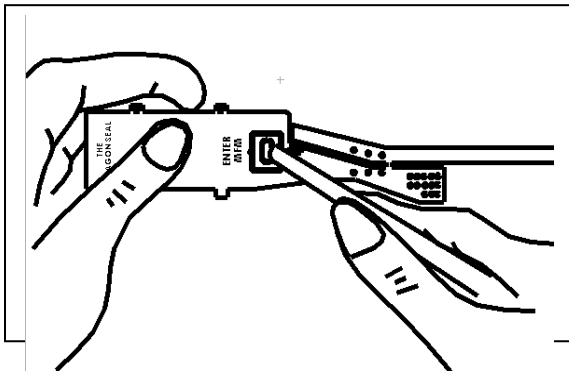


Diagram B

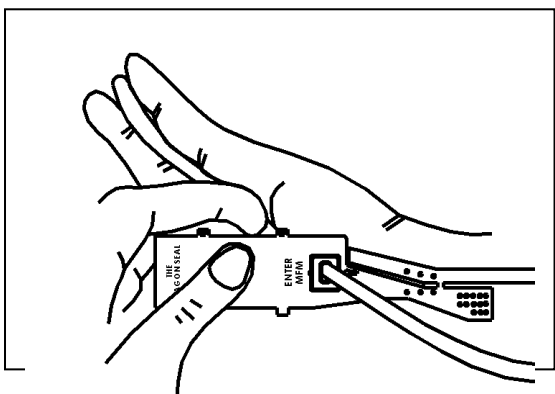


Diagram C

STEP 1

Make sure the seal flap being placed with the rear side facing the user, as shown in Diagram A.

STEP 2

Hold the seal flap using one hand and with the other, insert the strip at the entry hole as shown in Diagram B.

STEP 3

After inserting, pull the strip tight till the maximum and ensure there is no gap left after sealing, as shown in Diagram C