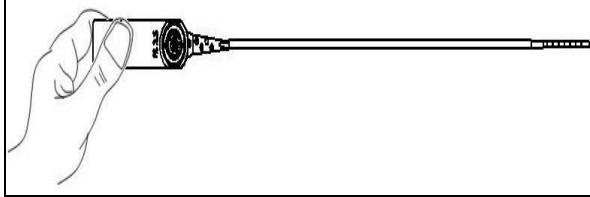
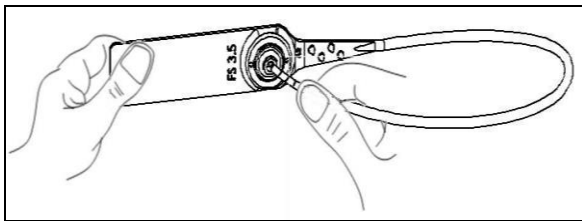


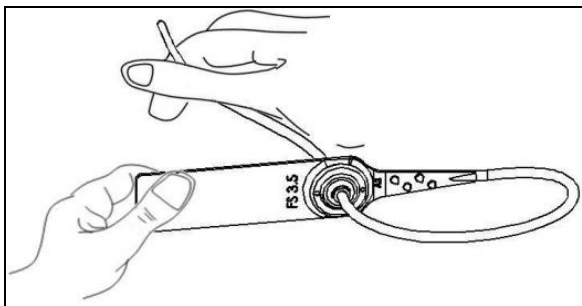
# FAST SEAL 3.5 → LOCKING PROCEDURE



**Diagram A**



**Diagram B**



**Diagram C**

## **STEP 1**

Make sure the seal flap being placed with the rear side facing the user, as shown in Diagram A.

## **STEP 2**

Hold the seal flap using one hand and with the other, insert the strip at the entry hole (follow the arrow for guidance), as shown in Diagram B.

## **STEP 3**

After inserting, pull the strip tight till the maximum and ensure there is no gap left after sealing, as shown in Diagram C