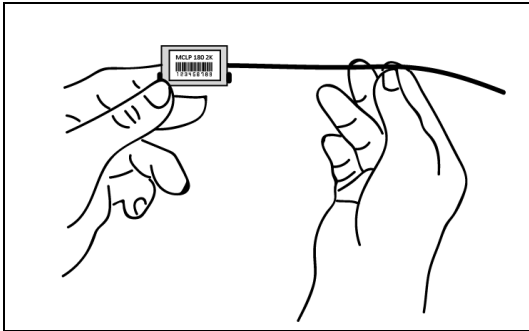
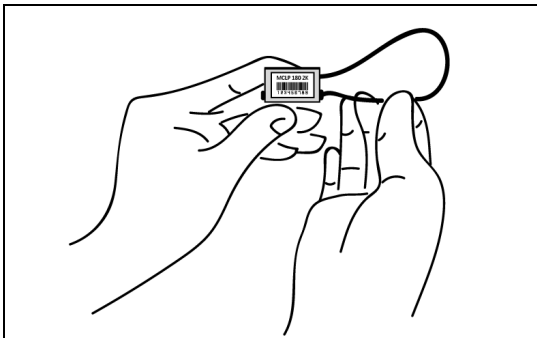


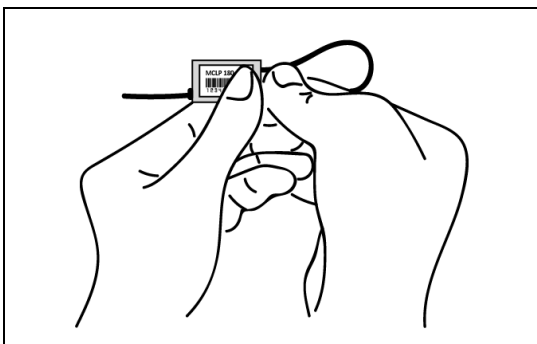
# MCLP 180 2K → LOCKING PROCEDURE



**Diagram A**



**Diagram B**



**Diagram C**

## **STEP 1**

Make sure the seal body being placed with the front side facing the user, as shown in Diagram A.

## **STEP 2**

Hold the seal body using one hand and with the other, insert the wire to the entry hole and push till it appears on the other side, as shown in Diagram B.

## **STEP 3**

Finally, pull the wire tight till the maximum and ensure there is no gap left after sealing, as shown in Diagram C